

Oral Health in Washington State

Overview

Laura Smith

President & CEO

Washington Dental Service Foundation



DELTA DENTAL®

**Washington Dental Service
Foundation**

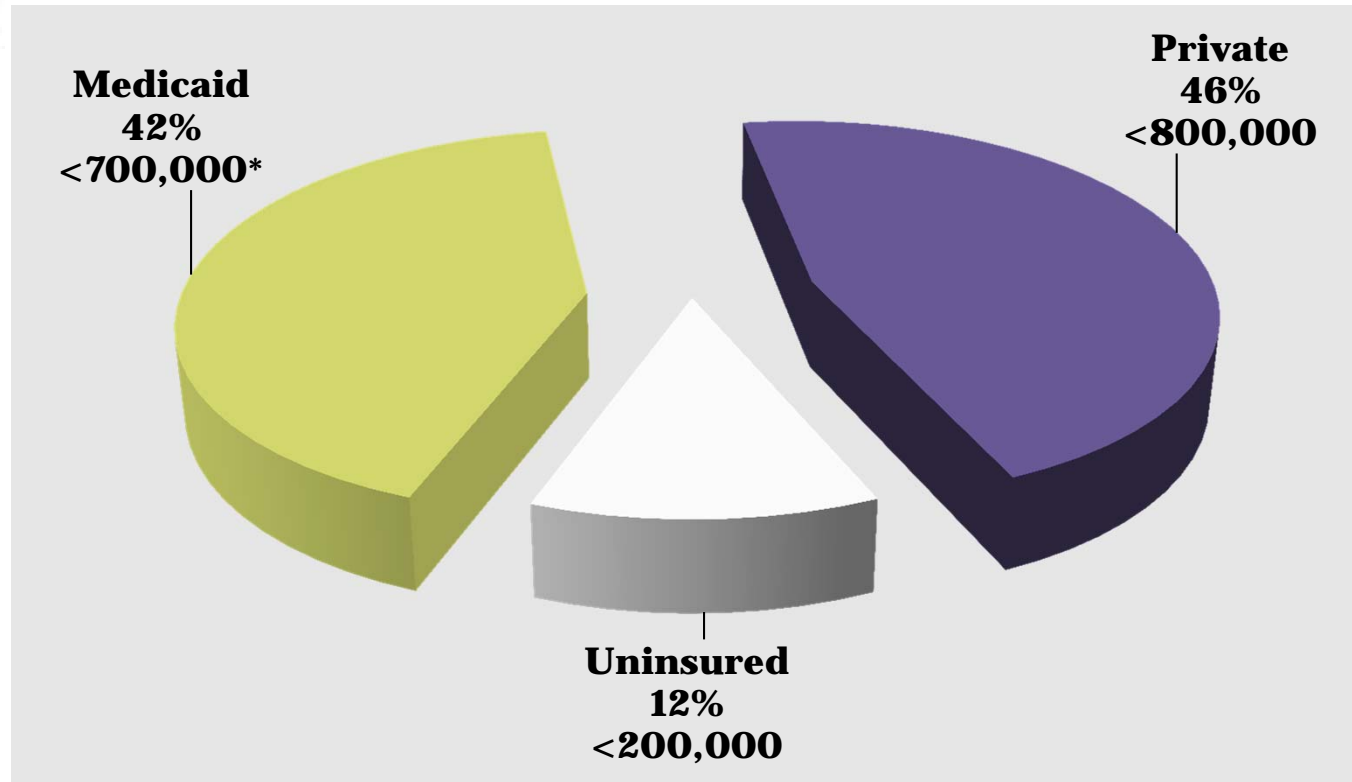
Community Advocates for Oral Health

Overview

- Dental Coverage
- Utilization of Dental Services
- Workforce
- Strategies
- Oral Health Status

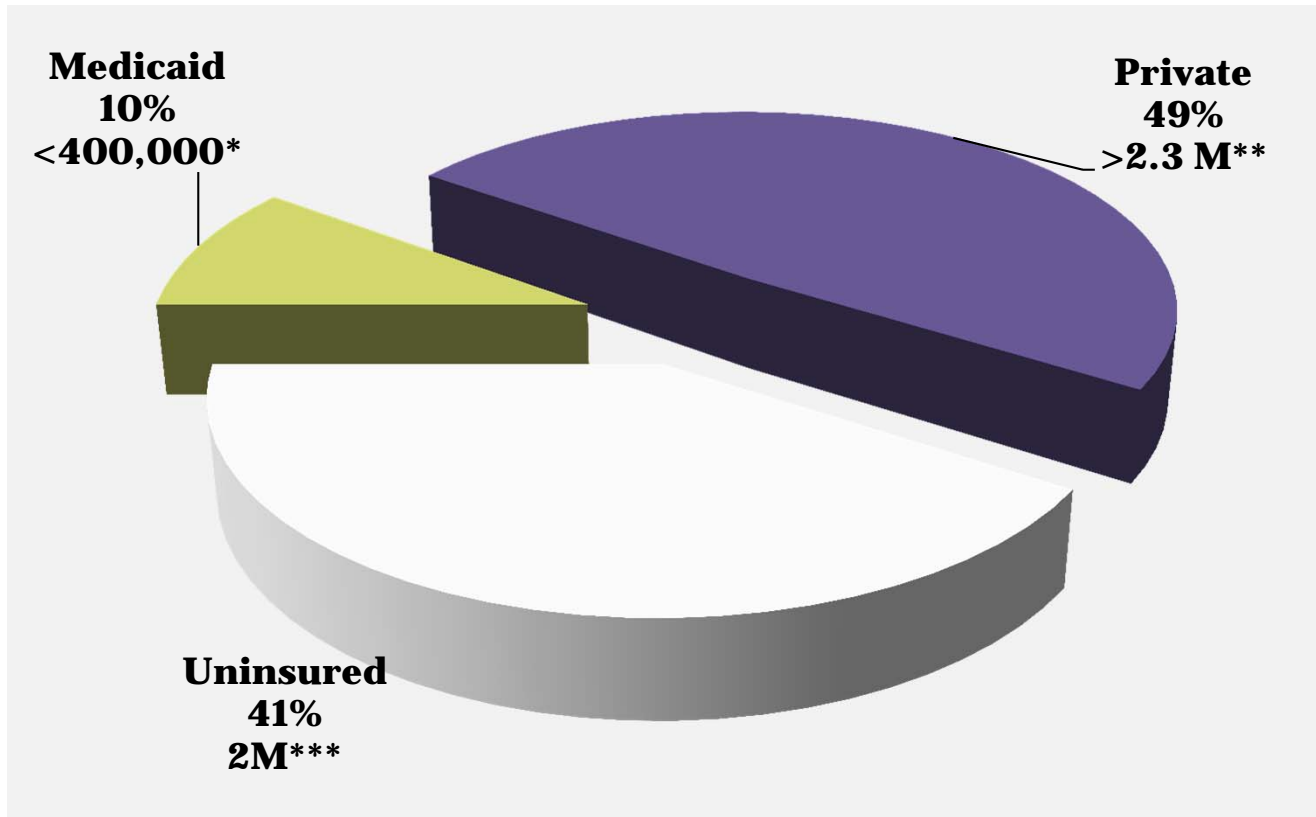


Dental Coverage - Children



*Note: Data based on analysis conducted in 2010.

Dental Coverage - Adults



*All eliminated January 2011 except emergency services, some coverage was restored for pregnant women, people in long-term care, served by community based waivers and for some developmentally disabled people.

**Includes baby boomers; will lose coverage upon retirement

***>75% of seniors=no dental coverage

Utilization of Dental Services

Children

- Rate of Medicaid-insured birth to 6 years accessing care has doubled
 - 21% in 1997
 - 49% in 2011
- Nearly half of Medicaid-insured children birth-20 years did not get dental care in 2011
- Oral health disparities persist—children of color, low-income and non-English speaking continue to receive dental care at lower rates
- Uneven utilization throughout the state, some rural counties have low rates



Utilization of Dental Services

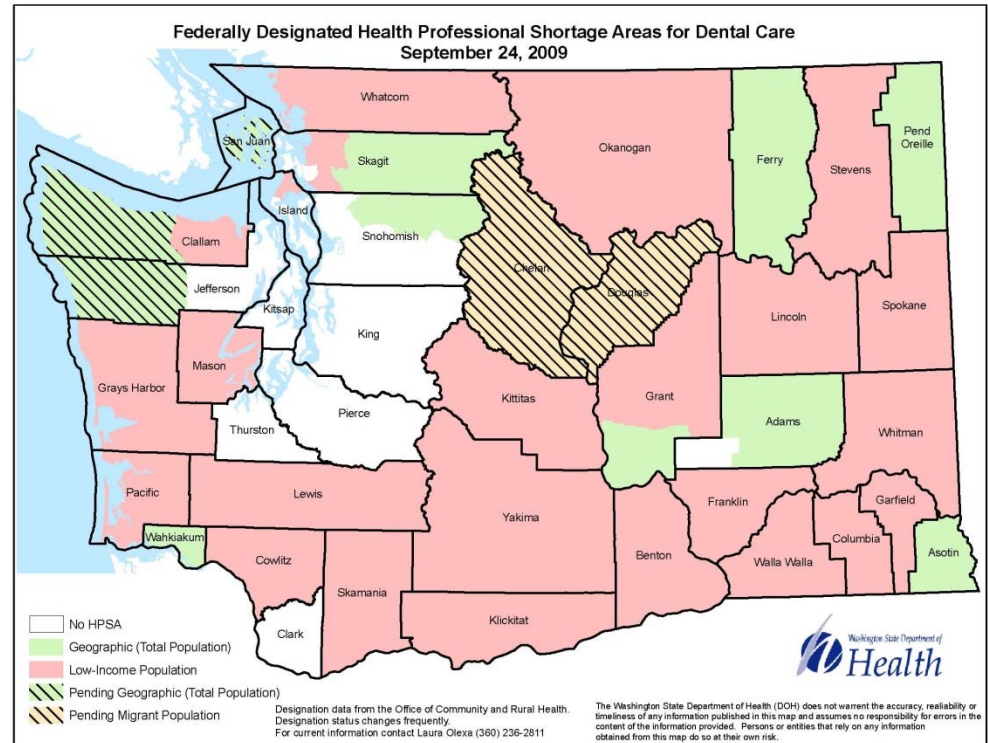
Adults

- Overall, access for Medicaid-insured adults was <30% in 2009:
 - Ages 55+: 21%
- #1 non-emergent reason uninsured adults seek care in ER is a dental complaint



Workforce

- 35 of 39 counties= dental shortage areas
 - <500,000 unserved residents
- Insufficient dental workforce beyond Seattle area
- Only roughly 27.5% of dentists treat Medicaid-insured children.



- 72.6% of Medicaid-insured children are served by private dental offices
- Since economic downturn, community health centers have had success in recruiting dentists

Workforce

- The number of dental professionals has increased from 2003 to 2009 in overall #s and in comparison to state population:
 - Dentists: 5,585 to 5,819
 - Hygienists: 4,359 to 4,973
- Based on a 2007 survey, 35% of dentists planned to retire by 2017*
 - Average age of dentists is 49 years
- The current workforce of dentists and dental hygienists is not as diverse as the state's population

*WA State Dept of Health Dentist Survey

Strategies

- **Apple Health for Kids:**

- Includes dental as a part of covered health services



- **Access to Baby and Child Dentistry (ABCD) – Local programs that:**

- Engage dentists to serve Medicaid-insured children
- Outreach to families with children eligible for Apple Health to ensure they receive needed dental care



- **Engagement of primary care medical providers** to deliver oral health preventive services as a part of well-child check-ups; about 1/3 trained



Strategies

- Increase in provision of **dental sealants in school-based programs**
- **Oral health education in Head Start**
 - Cavity Free Kids curriculum to increase prevention and early intervention



Strategies

- **In the last 10 years, Community Health Centers with dental clinics have expanded:**
 - Dental visits have more than doubled since 2000
 - Over 600,000 dental patients served in 2010
- **Public water fluoridation - Increases in the percent of residents with fluoridated water system in Washington**
 - From 58% in 2000 to 65% in 2010
 - Many communities still do not have fluoridated water
- **Increase demand for seniors receiving dental services through work with Area Agency on Aging**

Strategies

- **Expansion of dental training programs:**
 - **UW Dental School – The RIDE program is designed to strategically expand the dental workforce in rural areas and underserved areas, particularly in Eastern Washington**
 - **Expanded Function Dental Auxiliaries (EFDA)- New provider authorized 2008, first graduates of the new education programs entered practice in 2009**

Oral Health Status - Children

2005 Smile Survey results:

- Rates of untreated decay among low-income preschoolers have been cut in half – from 26% to 13%
- Nearly 40% of Kindergarteners had cavities; and nearly 60% of 3rd graders.
- Minority and low-income had higher than average levels of untreated decay and decay experience



Oral Health Status – Adults

- **Approx 38% of adults have had teeth removed due to tooth decay or gum disease**
- **14% of adults 65-74 years of age have lost all their teeth**
- **Nearly 1/3 of seniors (approx 218,000) are estimated to have untreated decay**



List of Key Sources

- Washington State's Oral Health Workforce (2009)
- The Impact of Oral Disease on the Lives of Washingtonians- The Washington State Oral Disease Burden Document (2008)
- Smile Survey (2005)
- Medicaid Dental Data

For More Information

Laura Smith

President & CEO

Washington Dental Service Foundation

lsmith@deltadentalwa.com

206/528-2335

www.OralHealthWatch.org